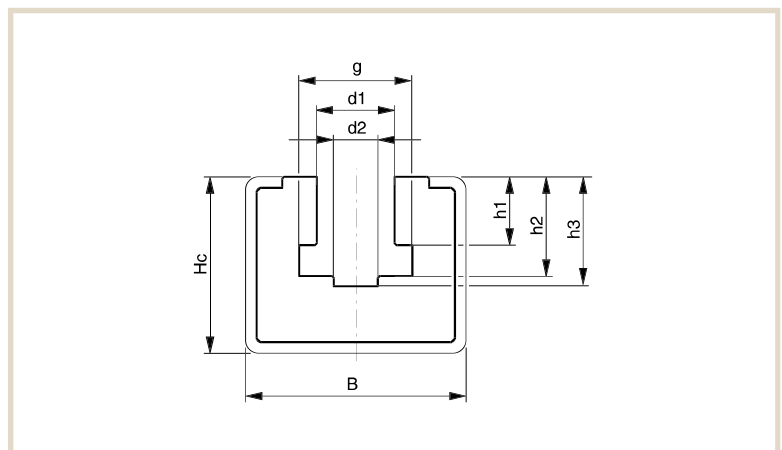


TYPE CKG



chain no.		Chain dimensions in inch	C profile type	B	Hc	d1	d2	g	h1	h2	h3	Article no.	
ASA/JIS	DIN 8188											2000 mm length	3048 mm length
35	06C-1	3/8" x 3/16"	C10	30	24	5.3	4.5	10	4.4	7.8	9.3	221 450 001 351 020 010	221 460 001 351 120 010
40	08A-1	1/2" x 5/16"	C10	30	24	8.3	5	13.2	7.4	11.7	13.4	221 450 002 351 020 010	221 460 002 351 120 010
50	10A-1	5/8" x 3/8"	C10	30	24	10.7	6.4	16.5	8.8	14.5	16.2	221 450 003 351 020 010	221 460 003 351 120 010
60	12A-1	3/4" x 1/2"	C10	30	24	12.5	7.4	19.8	11.8	18.5	20.5	221 450 004 351 020 010	221 460 004 351 120 010
80	16A-1	1" x 5/8"	C11	45	40	16.7	9.9	26.5	14.8	23.5	25.6	221 450 005 351 020 011	221 460 005 351 120 011
100	20A-1	1 1/4" x 3/4"	C13	65	55	20	11.9	33	17.8	28.7	31.2	221 450 006 351 020 013	221 460 006 351 120 013
120	24A-1	1 1/2" x 1"	C13	65	55	23.3	13.9	39.8	23.7	36.9	39.6	221 450 007 351 020 013	221 460 007 351 120 013
140	28A-1	1 3/4" x 1"	C13	65	60	26.7	15.9	46.4	23.7	38.9	41.7	221 450 008 351 020 013	221 460 008 351 120 013

Dimensions in mm

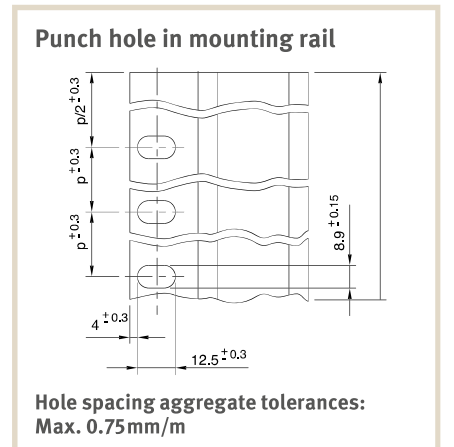
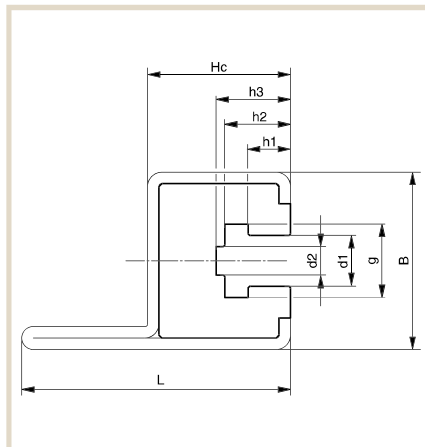


TYPE CKG 14 H



chain no.		Chain dimensions in inch	C profile type	B	Hc	L	d1	d2	g	h1	h2	h3	Article no.	
ASA/JIS	DIN 8188												2000 mm length	3048 mm length
35	06C-1	3/8" x 3/16"	C14H	31	25	47	5.3	4.5	10	4.4	7.8	9.3	221 450 001 351 020 014	221 460 001 351 120 014
40	08A-1	1/2" x 5/16"	C14H	31	25	47	8.3	5	13.2	7.4	11.7	13.4	221 450 002 351 020 014	221 460 002 351 120 014
50	10A-1	5/8" x 3/8"	C14H	31	25	47	10.7	6.4	16.5	8.8	14.5	16.2	221 450 003 351 020 014	221 460 003 351 120 014
60	12A-1	3/4" x 1/2"	C14H	31	25	47	12.5	7.4	19.8	11.8	18.5	20.5	221 450 004 351 020 014	221 460 004 351 120 014

Dimensions in mm



TYPE CKG 15 V



chain no.		Chain dimensions in inch	C profile type	B	Hc	L	d1	d2	g	h1	h2	h3	Article no.	
ASA/JIS	DIN 8188												2000 mm length	3048 mm length
35	06C-1	3/8" x 3/16"	C15V	31	25	53	5.3	4.5	10	4.4	7.8	9.3	221 450 001 351 020 015	221 460 001 351 120 015
40	08A-1	1/2" x 5/16"	C15V	31	25	53	8.3	5	13.2	7.4	11.7	13.4	221 450 002 351 020 015	221 460 002 351 120 015
50	10A-1	5/8" x 3/8"	C15V	31	25	53	10.7	6.4	16.5	8.8	14.5	16.2	221 450 003 351 020 015	221 460 003 351 120 015
60	12A-1	3/4" x 1/2"	C15V	31	25	53	12.5	7.4	19.8	11.8	18.5	20.5	221 450 004 351 020 015	221 460 004 351 120 015

Dimensions in mm

